





# WI Xcel State Meet 2025

## Team Results

Mar 28-30, 2025

Rank	Gym	Team	Score				
1	Starz WI	*	114.450	28.075 1	28.125 4T	28.900 1	29.350 1
2	Team UP WI	*	114.325	27.925 2	28.975 1	28.525 2	28.900 2
3	Altius WI	*	112.075	27.525 4T	28.150 2T	27.975 6	28.425 5
4	Scamps WI	*	111.925	27.350 6	28.150 2T	28.275 3	28.150 9
5	Madtown WI	*	111.450	27.275 7	27.800 7	27.600 12	28.775 3
6	Flex WI	*	111.375	27.525 4T	27.550 10	27.650 11	28.650 4
7	Swiss WI	*	111.025	27.150 11	27.700 8	27.900 8	28.275 6
8	Jump Around WI	*	110.875	27.200 9T	27.975 6	27.800 9	27.900 13T
9	LaFleur's WI	*	110.650	27.750 3	27.150 13	27.675 10	28.075 10
10	Gymsport WI	*	110.625	26.950 14	28.125 4T	27.375 14	28.175 7T
11	Racine WI	*	110.225	26.775 18T	27.450 11	28.050 4T	27.950 11
12	Tri County WI	*	109.875	27.200 9T	26.450 16	28.050 4T	28.175 7T
13	Gymfinity WI	*	109.475	26.900 16	27.425 12	27.275 16	27.875 15
14	WCGC WI	*	109.025	26.800 17	27.575 9	27.075 20	27.575 18T
15	Air Force WI	*	108.750	27.000 13	25.975 17	27.950 7	27.825 16
16	Precision Athl. WI	*	108.150	27.125 12	25.925 18	27.200 19	27.900 13T
17	Lake City WI	*	107.775	26.250 21	27.050 14	27.250 17T	27.225 21

# WI Xcel State Meet 2025

## Team Results





Mar 28-30, 2025

Page: 2

Printed: 3/29/2025 10:28 AM

Women / XP / All Ages

Session: All

Rank	Gym	Team	Score				
18	Carousel WI	*	107.725	26.925 15	25.625 19	27.250 17T	27.925 12
19	Salto WI	*	107.500	27.225 8	25.350 21	27.400 13	27.525 20
20	M & M WI	*	106.900	26.700 20	26.500 15	26.600 21T	27.100 22
21	Badger WI	*	105.950	25.525 24	25.550 20	27.300 15	27.575 18T
22	TNT WI	*	105.075	26.175 22	24.875 22	26.425 23	27.600 17
23	RiverTown TwistersWI	*	104.475	26.775 18T	24.600 23	26.050 24	27.050 23
24	North Shore WI	*	102.150	25.775 23	23.450 24	26.600 21T	26.325 24